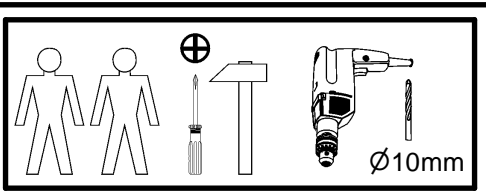


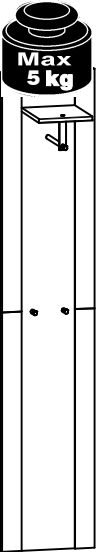
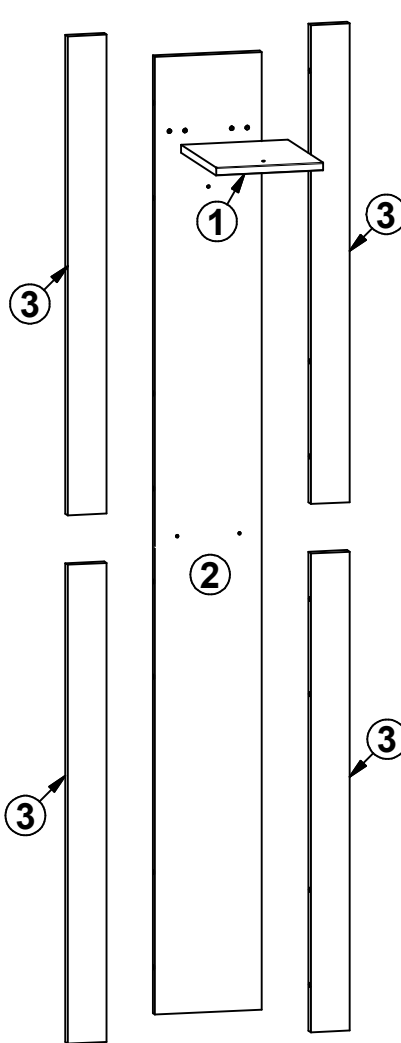


RAFLO

M108-PAN/20/4

A	B	C	D
1	M108-303	220	270
2	M108-402	1934	220
3	M108-553	967	80



2x φ7x50 mm e1	2x φ6,3x13 mm e2	4x φ5x11 mm e4	10x φ8x30 mm f1	2x φ10x50 mm f35	2x g2	3x g43/1	1x g43/2	2x M4x25 mm j8
2x M4x28 mm j11	2x φ6x60 mm p75	16x φ1,5x12mm #16 r1	8x r10	1x z1				

